

Offerta 3

Sound Level Meter Class 1 NL-52



NL52, il nuovo fonometro di Rion omologato in **Classe 1**, nasce per semplificare il lavoro quotidiano del tecnico acustico offrendo alta tecnologia alla portata di tutti: dispositivo tascabile, grande display a colori touch screen, impermeabile (IP54), alimentazione con batterie ricaricabili, memoria interna **8GB** espandibile con scheda aggiuntiva **SDHC** fino a **32 GB**, analisi in tempo reale in **1/n** d'ottava.

Disponibili ma non inserite le estensioni per abilitare la registrazione delle storie temporali in parallelo (i risultati delle analisi possono altresì essere salvati, caricati, visualizzati anche sovrapposti), il salvataggio in formato **.wav**, l'analisi in frequenza (FFT), il calcolo del tempo di riverbero (**T60**).

Comoda ed interessante è la possibilità di esportare in formato **.txt** i dati in uscita, consentendone l'analisi mediante un foglio di calcolo.

L'offerta comprende l'innovativa stazione di monitoraggio **SCS-9077** già configurata per l'utilizzo con il **Rion NL52**, basata su interfaccia di **controllo WEB** per rendere tutti i dati disponibili in rete, per l'accesso professionale, privato o pubblico.

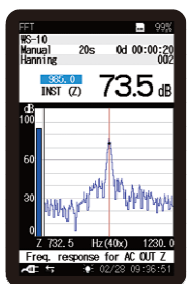
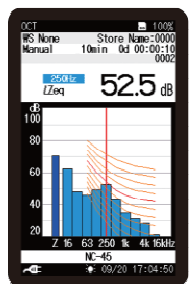
Adatta a qualsiasi circostanza di monitoraggio (*grandi e piccole città, traffico veicolare o ferroviario, porti, aree residenziali, luoghi pubblici, giardini...*) è autoalimentata, ha ampia memoria interna, permette di misurare, analizzare, archiviare ed inviare via web i dati della qualità ambientale in multi - parametri di configurazione.

Utilizzo gratuito per un anno del cloud CityNoise!

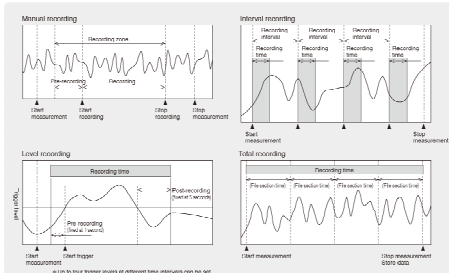
Per aderire all'offerta Trade-In di Rion basta restituire un vecchio fonometro, anche non funzionante!



Tuo a soli € 190,00/mese



Freq	RT20	RT30	RT60	Err (%)
Main	100.0	100.0	100.0	0
SUB	100.0	100.0	100.0	10
12.5	100.0	100.0	100.0	20
16	100.0	100.0	100.0	30
20	100.0	100.0	100.0	40
25	100.0	100.0	100.0	50
31.5	100.0	100.0	100.0	60
40	100.0	100.0	100.0	70
50	100.0	100.0	100.0	80
63	100.0	100.0	100.0	90
80	100.0	100.0	100.0	100
100	100.0	100.0	100.0	110
125	100.0	100.0	100.0	120



Vibro-Acoustic S.r.l. – SCS & Partners – P. IVA n. **IT04587160286**

Sede legale: Via Antoniana, 278 – 35011 Campodarsego (PD) Tel +39.049.9200975 – Fax +39.049.5566928

WEB Site: <http://www.vibro-acoustic.eu>

E-mail: info@scs-controlsys.com

Per maggiori informazioni

Giorgio Cappellini Cell. **348.2336565** E-mail: cappellini@scs-controlsys.com



Specifiche tecniche

Specifications



	NL-52	NL-42
Applicable standards	IEC 61672-1: 2002 Class 1 ANSI S1.4-1983 Type 1 ANSI S1.43-1997 Type 1 JIS C 1509-1: 2005 Class 1	IEC 61672-1: 2002 Class 2 ANSI S1.4-1983 Type 2 ANSI S1.43-1997 Type 2 JIS C 1509-1: 2005 Class 2
Measurement functions	Simultaneous measurement of the following items, with selected time weighting and frequency weighting	
Processing (main ch)	1) Instantaneous sound pressure level: L_p 2) Equivalent continuous sound pressure level: L_{eq} 3) Sound exposure level: L_E 4) Maximum sound pressure level: L_{max} 5) Minimum sound pressure level: L_{min} 6) Percentile sound levels: L_N (1 to 99 %, 1 % Step: Minimum 5 values, calculated from L_p or L_{eq} 1s)	
Processing (sub ch)	1) Instantaneous sound pressure level: L_p	
Additional processing	In addition to main processing items, one of the following can be selected for simultaneous processing: 1) C-weighted equivalent continuous sound level: L_{Ceq} 2) C-weighted peak sound level: L_{Cpeak} 3) Z-weighted peak sound level: L_{Zpeak} 4) The power average of the maximum level of each 5 second interval: L_{Atm5} The frequency weighting for the additional processing synchronizes with the frequency weighting of the sub-channel, so when the sub-channel has A-weighting, L_{Atm5} can be selected. When C-weighting (Z-weighting) is selected, the additional processing L_{Ceq} and L_{Cpeak} (L_{Zpeak}) are selectable.	
Simultaneous processing	Parallel measurement and logging of the following parameters: Logging with an interval of 100 ms: L_{XY} Logging with an interval of 1 s to 24 h (selectable in steps of 1 s): L_{Xeq} and L_{Aeq} , L_{XE} , L_{Ymax} and L_{Amax} , L_{AN} , L_{Cpeak} and L_{Zpeak} , L_{Atm5} X = Frequency weighting for A, C and Z Y = Time weighting for F, S and I N: Four exceedance values selectable 1 to 99 % in steps of 1 % and one value selectable 0.1 to 99.9 % in steps of 0.1 % (Available when the unit set on A-weighting and FAST)	
Measuring time	10 s, 1, 5, 10, 15, 30 m, 1, 8, 24 h, and manual (maximum 24 h)	
Microphone	Type UC-59	UC-52
Sensitivity level	-27 dB	-33 dB
Measurement range	A-weighting: 25 dB to 138 dB C-weighting: 33 dB to 138 dB Z-weighting: 38 dB to 138 dB C-weighting peak sound level: 55 dB to 141 dB Z-weighting peak sound level: 60 dB to 141 dB	
Inherent noise	A-weighting 17 dB or less C-weighting 25 dB or less Z-weighting 30 dB or less	19 dB or less 27 dB or less 32 dB or less
Frequency range	20 Hz to 20 kHz	20 Hz to 8 kHz
Frequency weighting	A, C, and Z	
Time weighting	F (Fast) and S (Slow)	
Level range	Single range (dynamic range: 113 dB) Max. 110 dB (20 to 130 dB)	
Bar graph display range max	Max. 110 dB (20 to 130 dB)	
Switching of bar graph display	Set the upper/ lower limit in 10 dB increments.	
RMS detection circuit	Digital processing method	
Sampling cycle	20.8 μ s (L_p , L_{eq} , L_E , L_{max} , L_{min} , L_{peak} : sampling frequency: 48 kHz) 100 ms (L_N)	
Calibration	Measurement Law: electrical calibration performed according to IEC and JIS standards, using internally generated signals: acoustic calibration performed with the NC-74.	
Correction functions	Windscreen correction: Compliant with IEC 61672-1 and JIS C 1509-1 standards when the windscreen is installed. Diffuse sound field correction: Correction of frequency characteristics in order to comply with standards (ANSI S1.4) in diffuse sound field.	
Delay time	The meter can be set to start measuring a specified time (OFF, 1, 3, 5 or 10 s) after the start button has been pressed or when a user-set trigger is exceeded.	
Back erase function	When the PAUSE key is pressed to pause measurement, the preceding (user selectable) 0, 1, 3 or 5 s data are excluded from processing.	
Display	Backlit semitransparent color TFT LCD display WQVGA (400 x 240 dots) *LCD with touch panel (Capacitive Touch Panel)	
Numerical display update frequency	1 s	
Bar graph update frequency	100 ms	

Store	Manual	Data for measurement results are stored manually in single address increments.
	Number of data	Internal memory: max. 1 000 sets SD Card: depends on the capacity of the SD Card*1
	Auto*2	Instantaneous values (L_p mode) and processed values (L_{eq} mode) are stored continuously and automatically at preset intervals.
	L_p sampling cycle	100 ms, 200 ms, 1 s, L_{eq} 1s
	L_{eq} sampling cycle	10 s, 1, 5, 10, 15, 30 ms, 1, 8, 24 h
	Measurement Time	Max. 1 000 h (depends on the capacity of the SD Card)*1
Data recall		Allows viewing of stored data
Setup memory		Up to five setup configurations can be saved in internal memory, for later recall Start up via file settings previously stored on SD card possible
Waveform recording*3		
	File format	Uncompressed waveform WAVE file
	Sampling frequency	Select 48 kHz, 24 kHz or 12 kHz
	Data length	Select 24 bit or 16 bit
Outputs	DC output	Output DC signals using a frequency weighting characteristic selected by processing.
	Output voltage	2.5 V, 25 mV / dB at bar graph display full scale
	AC output	Output AC signals using a frequency weighting characteristic selected by processing or by A, C, Z-weighting.
	Output voltage	1 V (rms values) at bar graph display full scale
	Comparator output*2	Turns on when the open-collector output exceeds the set value (max. applied voltage 24 V, max. current 60 mA, allowable dissipation 300 mW).
USB		Allows USB to be connected to a computer and recognized as a removable disk Allows USB to be controlled via communication commands
RS-232C communication		Allows for RS-232C communication via use of a dedicated cable
Data continuous output*2	Type of data	Instantaneous value L_p Processed value L_{eq} , L_{max} , L_{min} , L_{peak}
	Output interval	100 ms, 1 s
Print out		Printing of measurement results on dedicated printer DPU-414
Power requirements		Four IEC R6 (size AA) batteries (alkaline or rechargeable batteries) or external power supply
	Battery life (23 °C)	Alkaline battery LR6 (AA): 26 h Ni-MH secondary battery: 25 h At the maximum
	AC adapter	NC-98B
	External power voltage	5 to 7 V (rated voltage: 6 V)
	Current consumption	Approximately 90 mA (normal operation, rated voltage)
Ambient conditions	Temperature	-10 to +50 °C
	Humidity	10 to 90 % RH (non-condensing)
Dustproof / water-resistant performance		IP rating: IP54 (except for microphone)
Dimensions / weight		Approx. 250 (H) x 76 (W) x 33 mm(D) / Approx. 400 g (with batteries)
Supplied accessories		Storage case x 1, Windscreen WS-10 x 1, Windscreen fall prevention rubber x 1, Hand strap x 1, LR6 (AA) alkaline batteries x 4

Options


Product name	Model
Extended function program	NX-42EX
Waveform recording program*2	NX-42WR
Octave, 1/3 octave real-time analysis program*2	NX-42RT
Simultaneous processing program	NX-42SP
FFT analysis program*2	NX-42FT
Data management software for environmental measurement	AS-60
Waveform analysis software	CAT-WAVE
SD Card 512 MB	SD-512M
SD Card 2 GB	SD-2G
AC adapter (100 V to 240 V)	NC-98B
Battery pack	BP-21
Microphone extension cables	EC-04 (from 2 m)
BNC-Pin output code	CC-24
Comparator output cable	CC-42C
Printer	DPU-414
Printer cable	CC-42P
RS 232C serial I/O cable	CC-42PR
USB cable	—
Sound calibrator	NC-74
Windscreen for outdoor	WS-15
Rain-protection windscreen	WS-16
Sound level meter tripod	ST-80

*1 Use Rion fully guaranteed products. *2 NX-42EX required (sold separately). *3 NX-42WR required (sold separately). *4 Protection against harmful dust and water splashing from any direction.



* Windows is a trademark of Microsoft Corporation.
* Specifications subject to change without notice.

ISO 14001 RION CO., LTD.
ISO 9001 RION CO., LTD.



Vibro-Acoustic S.r.l. – SCS & Partners – P. IVA n. **IT04587160286**

Sede legale: Via Antoniana, 278 – 35011 Campodarsego (PD) Tel +39.049.9200975 – Fax +39.049.5566928

WEB Site: <http://www.vibro-acoustic.eu>

E-mail: info@scs-controlsys.com

Per maggiori informazioni

Giorgio Capellini Cell. **348.2336565** E-mail: capellini@scs-controlsys.com

